

CLUB AUTOMODELLISTICO 5 COLLI

MINIAUTODROMO INTERNAZIONALE M. ROSATI - GUBBIO

September 4th - September 12th



IFMAR WORLD CHAMPIONSHIP 10th IC Track

STAGE REPORT 1 – FEBRUARY 2026



CLUB'S HISTORY

Club was founded in 2000 after having gained some experience in hosting rc races in the club's hometown Gubbio. The track was built in 1982 and this year marks the beginning of a continuous development that aims to provide the best possible service to each single guest. Today the club is composed of drivers in the categories 1/8 on-road and 1/10 touring.

During last years, Club Automodellistico 5 Colli hosted:

- IFMAR 1/10 ISTC World Championship & E F1 World Cup - 2022
- IFMAR 1/10 World Championship - 2016
- EFRA 1/8 & 1/10 Over 40 European Championship - 2025
- EFRA 1/10 European Championship - 2022
- EFRA 1/10 European Championship A - 2009
- EFRA 1/10 European Championship B - 2013
- EFRA SUPERGT Eurocup - 2014
- EFRA GP Series Round 2 - 2018
- AMSCI Italian-National Championship - Annually races from 2005



EVENT PRELIMINARY SCHEDULE

DAY	TRACK ACTIVITIES
Thursday 3 rd	Registration Day
Friday 4 th	IPD - Free International Practice
Saturday 5 th	IPD - Free International Practice
Sunday 6 th	Free Practice
Monday 7 th	Free Practice
Tuesday 8 th	Timed Practice - 4 Rounds Opening Ceremony
Wednesday 9 th	Qualify - 3 Rounds
Thursday 10 th	Qualify - 3 Rounds
Friday 11 th	Lower Finals
Saturday 12 th	Main filnals day (from 1/8 finals)
Sundday 13 th	Used as spare day to recover any day delay in schedule

This preliminary timetable is subject to change pending final confirmation of entries

EVENT RACE OFFICIALS

- Race Director: **Teodoro Spagnolo**
- AMSCI Referee: **Maurizio Rivera**
- Time Keeping Supervisor: **Giuliano Tironzelli**

HOTELS AND ACCOMMODATION

Hotels and accommodation availability will be updated daily at this link:

<https://www.automodellismo5colli.com/hotels>



DETAILS AND LOCATION OF THE VENUE

MINIAUTODROMO INTERNAZIONALE M.ROSATI GUBBIO

LOC. COPPIOLO, GUBBIO (Perugia)

GPS coordinate: N 43 20 40.76 - E 12 34 8.372 - Altitude 464 m.a.s.l.

CLUB'S ADDRESS AND CONTACT

A.S.D. CLUB AUTOMODELLISTICO 5 COLLI

Loc. Coppiolo

06024 - Gubbio (PG) - Italy

E-mail: info@automodellismo5colli.com

TRACK LAYOUT & FACILITY DESCRIPTION



THE TRACK

Mario Rosati track is located in Gubbio and was built in 1982. The track is equipped with all the needed features for the racing categories 1/8 on-road and 1/10 touring. The system has all the equipment for the drivers and mechanics working posts, as well as every comfort for our guests and audience.

TECHNICAL FEATURES

Year of construction: 1982

Last re-surfacing: 2018 with fine-grained

Asphalt track Length: 310 meters

Straight length: 65 meters

Average width: 5 meters

Refuelling pit-lane area: Raised 1.30 m

Escape routes: real grass

Lighting system: on the whole track

Lap timing: advanced system with intermediate times (3 split track sectors)


Speed trap: 2 lines

Safety bridge system on the straight

LED wall: 4mt x 3mt HD led wall

Parc fermè for handout tyres

TRACK LAYOUT – DRIVING DIRECTION AND TIMING LOOPS



RACE CONTROL

After years of development, the club automodellistico 5 colli can now offer a high performing race direction workstation. The operative office have enough space for 2 time keepers, race director and race manager in a room that is totally air conditioned and where it's possible to work with equipments of the last generation.

TIME KEEPING EQUIPMENT

4 workstation for time-keepers, race director and race manager

Ethernet connection for all devices

Wi-fi full coverage of race direction

Timing system: 4 MyLaps loop detectors (main, backup and interim lines)

Timing decoder: 4 MyLaps RC 4 decoders

Timing software: RCM Ultimate by RC Timing

Live streaming provided by RCM

Video streaming provided by YouTube and Facebook

Online lap times consultation by MyRCM and Mylaps

Timing monitor: 1 LED-wall, 4 LCD screens 50" Paddock and Restaurant

CCTV camera: yes, covering pitlane, starting straight and whole track

TRACK DETAILS – TIME KEEPING ROOM AND LEDWALL



CAR	06:58	L	LAST	PREVGAP
1 9	MORGANTI PAOLO	45	17.04	0.000
2 8	WANG JJ	45	16.81	0 / 0.23
3 5	HANON JEFF	44	17.03	+1 / 29.
4 10	ADAMI EMANUELE	44	16.85	0 / 3.53
5 1	AGOSTINELLI AL	44	16.71	0 / 4.83
6 7	KERRY JOE	43	17.06	+1 / 23.
7 2	HAGBERG ALEXAN	43	16.76	0 / 5.13
8 6	FORTE ALESSIO	40	44.41	+3 / 1.0
9 3	ARNOLD LEO	36	16.72	+4 / 3.5
10 4	SCUDERI SEBAST	33	17.04	+3 / 2.4



TRANSPONDER COMPATIBILITY WITH TRACK DECODER

All track decoders use firmware version 4.4.

Below compatibility table according Mylaps [help webpage](#):

	 AMB 20	 AMBrc	 AMBrc DP	 RC4 Pure	 RC4 Hybrid	 RC4 Pro
AMB 20 Decoder	✓	✗	✗	✗	✗	✗
AMBrc (RC2) Decoder	✗	✓	✓	✗	✓	✗
RC3 Decoder	✗	✓	✓	✗	✓	✗
RC4 Decoder - Firmware 4.4	✗	✓	✓	✓	✓	✓

TRANSPONDER MOUNTING ON CARS

In order to avoid issues during races, transponder manufacturer mounting guidelines shall be followed.

Mylaps guidelines shall be found in this dedicated [webpage](#).

Example for Mylaps RC4 transponder:

MOUNTING

- ▶ Mount the transponder horizontally (see figure 1). All other orientations will result in a weaker signal
- ▶ Mount the transponder no higher than 15 cm (6 inch) from the track
- ▶ Avoid metal or carbon fibre between car and track
- ▶ Feed from free receiver channel (ch 3 or up), use Y Splitter if this channel is not available
- ▶ Fix the holder with double nuts and bolts

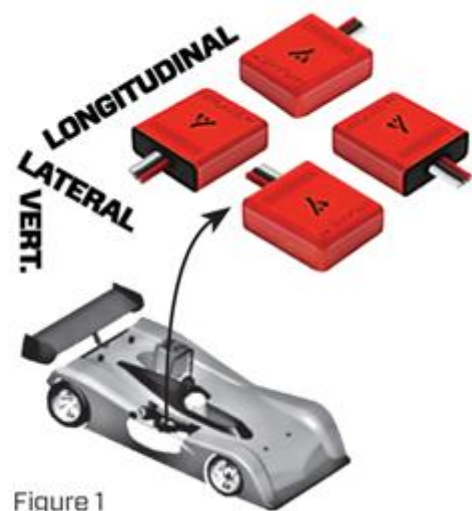


Figure 1

Reference: [RC4 quickstart guide](#)

PADDOCK AREA

Inside the track Mario Rosati all the mechanics and drivers can find all kind of equipment for their car models, starting from basic equipment like tables with electric power supply, to more advanced equipment as the truing stand with compressed air and LCD monitors showing the race timing along the whole paddock.

PADDOCK AREA EQUIPMENT

Covered boxes: 190 + 80 eventual addition

Power supply: 220V in each box

Cleaning and washing areas: 2

Compressed air areas: 2

LCD monitor: 1 LED-wall, 2 screens 50", 2 32" screens for mechanics

Access areas: all protected by electric gates with badge access

WC areas: 5 toilets and 1 disabled toilet

PADDOCK AREA



CCTV SYSTEM & DRIVER ROSTRUM

CCTV system is one of the last upgrades that the club has conceived for obtaining a better race control management. The equipment is composed by two cameras for false starts, one for the refuelling check on the pit lane and one for the parc fermé in case of handout tyres event. All camera videops are recorded on a DVR system for instant replay in order to assist the referees in controlling the race. Additional cameras are present for track monitoring.

DRIVER ROSTRUM

Driver spots: 12

Disabled driver seats: 2

Referee-Race director seats: 2

CCTV SYSTEM EQUIPMENT

System: 16 HD cameras connected to a DVR

Replay: instant replay for referee checks

Jump starts: 2 cameras to control jump starts

Pit-stop control: 1 camera spotted on the mechanics during the race

Park fermé: 1 camera

CCTV SYSTEM & DRIVER ROSTRUM



HANDOUT TYRES PARC FERME' AREA

In case of handout tyres and fuel events, a dedicated area is present inside Paddock Ovest area with a dedicated warehouse for tyres and fuel stock management during the race. This area is monitored by CCTV system. Dimension shall be adjusted according the specific requirements of the event.

TECHNICAL INSPECTION ROOM

Management: access and operations are restricted only to the staff

Printer: 1 printer dedicated for technical inspections

LCD: 1 LCD monitor

Equipment: compressed air, weighing scale, NitroMax

Climate control: air conditioning

PARC FERME' EQUIPMENT

Working stations: 10 working posts with car stands and tyre screwdriver

CCTV: 1 dedicated camera

Storage: 1 warehouse for tyre-fuel storage and tyre-fuel handover

TECNICAL INSPECTION AREA



PRESS ROOM

Seats: 8

Dedicated office for live video control

Internet: ADSL high speed connection by wifi and LAN cable

Climate control: air conditioning

INTERNATIONAL JURY ROOM

Dedicated room for the international jury, and for team managers meetings. Room has a wifi internet connection and air conditioning-

IFMAR OFFICE

Club makes available an IFMAR private room. This room can be used as a briefing room during all the event.

TECNICAL INSPECTION AREA



HOSPITALITY

Club automobilistico 5 colli takes care both of its race participants and track visitors for leisure. That's the inner drive that pushes the organizers to work beyond its hospitality capacity. During its years of activity, the club has been taking care of every guests' needs, starting from the most basic service to the most entertaining equipment.

PARKING AND CAMPING

Drivers parking: for all drivers with a direct access to the box area

Audience parking: direct access to the audience stand

Camping area: motor-home area with power and water supply

Extra: containers with additional service (wc, shower, etc.)

BAR AND RESTAURANT

Restaurant: +150 seats (indoor and outdoor seats)

Equipments: 1 industrial kitchen, 1 pizza oven, food delivery area

Climate control: air conditioning

Relax: 1 satellite Tv area, 1 real race timing Tv area, Free WiFi

Audience: audience stand for the crowd



ELECTRIC POWER SUPPLY

Club automodellistico 5 colli makes all kinds of electric supply that our guests might need available, starting from the basic power supply at the boxes inside the paddock, to the power supply for the whole camping area, all of which have Italian standardized plugs and sockets. For any other different needs, the club staff will do its' best to satisfy its' guests..

ELECTRIC POWER SUPPLY AND PLUG SPECIFICATION

Voltage: 230/230 V-AC

Frequency: 50 Hz

Electrical Socket Type C

Power Plug Type C

Electrical Socket Type F

Power Plug Type F

Electrical Socket Type L

2 pol SCHUKO

3 pol EURO PLUG

2 pol SCHUKO



3 pol EURO PLUG



TRACK DETAILS - PODIUM



TRACK DETAILS



TRACK DETAILS



TRACK DETAILS – TEAM MANAGER MEETING ROOM



TRACK DETAILS – GRANDSTANDS



TRACK DETAILS – OPENING CEREMONY 2016



HOW TO GET THERE

Loc. Coppiolo - 06024 Gubbio - Perugia (Italy)_GPS coordinate: N 43°20'40".76 - E 12°12'34"8.372. Altitude: 464 m.a.s.l.

BY CAR

From Rome: Direction to Terni or Perugia direction to Gubbio (210 km)

From Ancona: Direction to Perugia or Gubbio (110 km)

From Florence: Direction to Arezzo (highway A1), direction Citta di Castello, direction to Gubbio (170 km)

From Bologna: Direction to Pesaro (highway A14), exit Fano and direction to Gubbio (230 km)

BY TRAIN

Railway station from Rome or Ancona to Fossato di vico (23 km to Gubbio)

Railway station from Rome or Ancona to Fabriano (38 km to Gubbio)

BY PLANE

Closer to Gubbio: Airport S. Francesco Perugia (PEG) - 41 km to Gubbio

INTERNATIONAL AIRPORT

Airport Ancona-Falconara Ancona (AOI) - 93 km to Gubbio

Airport Roma - Ciampino Rome (CIA) - 222 km to Gubbio

Airport A. vespucci Firenze (FLR) - 182 km to Gubbio

Airport Linate Milano (LIN) - 445 km to Gubbio

INTERCONTINENTAL AIRPORT

Airport L. da vinci Rome (FCO) - 237 km to Gubbio

Airport G. Marconi Bologna (BLQ) - 240 km to Gubbio

Airport Malpensa Milano (MXP) - 500 km to Gubbio

A PLACE TO VISIT GUBBIO

Gubbio is a town in the far northeastern part of the Italian province of Perugia (Umbria). It is located on the lowest slope of Mt. Ingino, a small mountain of the Apennines. The historical centre of Gubbio is beautiful and of decidedly medieval aspect: the town is austere in appearance because of the dark grey stone, narrow streets, and Gothic architecture.

A fair number of the houses in Gubbio date to the 14th and 15th centuries, and were originally the dwellings of wealthy merchants; they often have a second door fronting on the street, usually just a few inches from the main entrance. This secondary entrance is narrower, and a foot or so above the actual street level. This type of door is called a "Porta dei morti" (door of the dead) because it is commonly stated that it was used only for removing the bodies of any who might have died inside the house. This is almost certainly false, but there is no firm agreement on the true purpose of the secondary doors. One of the most likely theories is that the door was used by the owners to protect themselves when opening to unknown persons, leaving them in a dominating position



A PLACE TO VISIT GUBBIO

Palazzo dei Consoli is the most important medieval building in Gubbio. The palace was built in 1332-1349 under design by Angelo da Orvieto, who is mentioned in the inscription on the portal. The palace has a square plan, and sits above a series of terraces corresponding to the building's lower floors. The façade on the square is in stone, with round arched windows in the upper part, placed in couples separated by lesenes. Above them are the merlons, supported by ogival arches. The palace was the first in the city served by a public hydraulic system, which fed a fountain in the interior. Here is also the Civic Museum (Museo civico). This includes an art gallery and archaeological findings from the local ancient Roman Theatre and other sites, such as the Iguvine Tablets.

The Roman Theatre, built in the 1st century BC using square blocks of local limestone. Traces of mosaic decoration have been found. Originally, the diameter of the cavea was 70 metres, and could house up to 6,000 spectators. The massive Palazzo dei Consoli (first half of the 14th century), housing the museum with the Eugubine Tables.

The Duomo (Cathedral), built in the late 12th century. The most striking feature is the rose-window in the facade with, at its sides, the symbols of the Evangelists: the eagle for St. John, the lion for St. Mark, the angel for St. Matthew and the ox for St. Luke. The interior has Latin cross plan with a single nave. The most precious art piece is the wooden Christ over the altar, of Umbrian school.

The Basilica of Sant Ubaldo, with a nave and four aisles is a sanctuary outside the city. Noteworthy are the marble altar and the great windows with episodes of the life of St. Ubaldo, patron of Gubbio. The finely sculpted portals and the fragmentary frescoes give a hint of the magnificent 15th-century decoration once boasted by the basilica. The Museo Conte Gabrielli in the Palazzo del Capitano del Popolo (which once belonged to the Gabrielli).



OFFICIAL INFO

official WEBSITE

www.automodellismo5colli.com

for news,races, info, results, photos, videos, forum

official E-MAIL

info@automodellismo5colli.com

for info, races, entries, and general questions.

official YOUTUBE

5colliTv

for news, info, results, interviews.

official FACEBOOK

Club Automodellistico Cinque Colli

for news,races, info, results, photos, videos, forum.

official INSTAGRAM

automodellismo5Colli

