

Whilst sample Motors submitted have been found to conform with IFMAR rules for 'Spec' Brushless Motors, it is the responsibility of ALL competitors to ensure that the versions they use also comply with all IFMAR rules and requirements.




NOTE: Only Rotors listed (below) can be used at IFMAR WC events. They may differ from Rotors listed by other organisations.

DISCLAIMER: "IFMAR shall not be liable for special, indirect or consequential damages, loss of profits, production or commercial loss in any way connected with the approved products on this list. As IFMAR has no control over use, set-up, final assembly, modification or misuse, no liability shall be assumed nor accepted for any resulting damage or injury. By the act of use, set-up or assembly the user accepts all resulting liability".

IFMAR PRODUCTS LIST -- BRUSHLESS 'Spec.' MOTORS 17.5T. Issued: 01 Feb. 2026.




NOTE: All Rotors (including Option Rotors) used in Motors on this List, MUST have the Rotor unique Part # on the external part of the shaft.

















NOTES: Motors approved by IFMAR must comply with all current IFMAR Motor Rules. The following to aid Tech. Officers:-
 Rule 5 details the years when the continually changing requirement for stator access was implemented.
 Rule 7.2 - Laminate chamfers/deburring allowed to the winding-leg of only the end laminates, which must retain original overall width.
 Rule 7.3 - No solid glue or filler can be added to the wires of the final winding assembly.
 From 2015: Rule 7.4 (e). Rotors must be identified with manufacturers name/logo and Part Number and from 2021 all Rotors must have the 'listed' Part Number etched/stamped on the external area of the rotor shaft.

Manufacturer Type/Range	Illustration only	Notes
2026 IFMAR PRODUCTS LIST -- BRUSHLESS 17.5T 'Spec.' MOTORS. Issued: 01 Feb. 2026.		
Cayote CREST Stocki Part # CYEB11012		Sensored system. Stator totally open. Pinion Cap removes but not terminal ring. Wind on stator. Adjustable timing +30/+60°. All screws magnetic, Al. retaining housing, steel shielded magnetic bearings. Rotor with name, Part # CYEBR1007 on shaft. Option rotor : CYEBR1008 on shaft.
Surpass Hobby Rocket RC V6M Lightweight Part # SUR 6517		End Caps remove but also two cut-outs for measuring. Adjustable timing 0/+60 deg. Wind & V6M Lightweight printed on stator. All screws magnetic. Al. retaining housing, steel shielded magnetic bearings. Rotor with Surpass, Part # C75125 on shaft. Option rotor: C78125 on shaft.
Surpass Hobby Rocket RC V6S Part # SUR 6717		End Caps remove but also two cut-outs for measuring. Adjustable timing 0/+60 deg. Wind & V6S printed on stator. All screws magnetic brass plated. Al. retaining housing, steel shielded magnetic bearings. Rotor with Surpass, Part # C78125 on shaft. Option rotor: C75125

No new Motors added to the Homologation List for 2025.

2024 IFMAR PRODUCTS LIST -- BRUSHLESS 17.5T 'Spec.' MOTORS. Issued: 19 July 2024.

Associated Electronics Reedy SP5 R Euro Part # 27488		Sensored system. Stator open, Caps remove. Adjustable timing 0/+50 deg. All screws magnetic, Al. retaining housing, steel shielded magnetic bearings. SP5 & wind on stator. No epoxy in winding. Rotor with: Reedy, Part # 27483 on shaft. Option rotor: 27484
Hobbywing Xerun V10 G4R Pt # 30401748 Standard version		Sensored system. Rotor with one Alu. Fan type bal. ring. Adjustable timing +20/+ 60 deg. Stator and wind visible. All screws magnetic, Al. retaining housing, steel shielded magnetic bearings. Rotor with: name & Part # 30820450 on shaft. Option rotor: 30820444.
LRP XTEC X22 Part # 520202		Sensored system. Black Al. End-Bell with XTEC. Adj. timing 0/60. Wind etched on stator, visible. Body screws non-magnetic, timing screws magnetic, steel shielded magnetic bearings. Rotor with: LRP & Part # 520522 on shaft. Option rotor: 520521.

<p>Muchmore Fleta ZX V3 Type ER Part # MR- V3ZX175ERTM</p>			<p>Sensored system. Stator open, Caps remove. Adjustable timing 0/+50 deg. All screws magnetic, Al. retaining housing, steel shielded magnetic bearings. MUST have slots in both End-Caps for stator measuring. Rotor with: Muchmore, Part # MR-FZR19XTM on shaft. Option rotor: MR-FZR21X</p>
<p>Nosram XTEC N22 Part # 920202</p>			<p>Sensored system. Black Al. End-Cap with XTEC. Adj. timing 0/60. Wind etched on stator, visible. Body screws non-magnetic, timing screws magnetic, steel shielded magnetic bearings. Rotor with: Nosram & Part # 920522 on shaft. Option rotor: 920521.</p>
<p>R1 Brushless Motor Lab. V30 Part # 020182</p>			<p>Sensored system. Stator open, Caps remove. Adjustable timing 10/+60 deg. All screws non-magnetic, plastic retaining housing with Al. clamp ring. Steel shielded magnetic bearings. R1 & wind on stator. Stator end faces NO black paint on outer 1mm. Rotor with: R1, Part # W-125726 on shaft, Part # amended to 2125726 from 2025 (both accepted). Option rotor: 125755</p>
<p>REDS Racing VX3 Part # MTTE0037P</p>			<p>Sensored system. Red Al. timing plate. Adj. timing 0-50. End-Caps remove, cut-outs for measuring stator. Al. sensor housing & retaining plate, all screws magnetic, steel shielded magnetic bearings. Rotor with: name & Part # MSTE0041 on shaft.</p>
<p>Team Exalt Phoenix Light Weight Part # EXA02175</p>			<p>Sensored system. Black end-plate has Exalt & Phoenix printed. Wind on stator. Adjustable timing 0-60 deg. All screws magnetic, Al. retaining housing, steel shielded magnetic bearings. Rotor with: name & Part # EXAS2305 on shaft. Option rotor: EXAS2303.</p>
<p>Team Powers Actinium V5S Part # TPRBLM 175100 ACT-V5S</p>			<p>Sensored system. Stator open, Caps remove. Team Powers on End-Cap, wind on stator. Adjustable timing 0/+60 deg. All screws magnetic, Al. retaining housing, steel shielded magnetic bearings. Rotor with: name & Part # TP125G-R50 on shaft.</p>
<p>United Sino Enterprises ORCA Blitreme3 Part # MO24BT3U175 (EFRA version)</p>			<p>Sensored system. Stator bonded, but has access holes. Wind printed on stator. Adj. timing 5-60. All screws magnetic, steel shielded magnetic bearings. Small Ø steel location pin 5mm long bonded in stator groove. Rotor with: ORCA, Part # RT23HS12548 on shaft. Option rotor: RT18M125258 on shaft</p>
<p>United Sino Enterprises ORCA Blitreme3A Part # MO24BT3U175A (EFRA version)</p>			<p>Sensored system. Stator bonded, but has access holes. Wind printed on stator. Adj. timing 5-60. All screws magnetic, steel shielded magnetic bearings. Small Ø steel location pin 5mm long bonded in stator groove. Rotor with: ORCA, Part # RT23HS12548 on shaft. Option rotor: RT18M125258 on shaft</p>

P. Worsley. 01.02.26. (for IFMAR)