



ELECTRIC TRACK RACING AND TECHNICAL RULES 1/12th , 1/10th ISTC, FWD & E F1

VERSION /: **SEPTEMBER 2025**

1	SECTION 1 - ORGANISATION & RACE FORMAT	3
1.0	CLASSES:.....	3
1.1	RACE PACKAGE.....	3
1.2	IDENTIFICATION NUMBERS	4
1.3	BADGES	4
1.4	HEATS	6
1.5	PRACTICE	9
1.6	FINALS.....	10
1.7	RACE DURATION	11
1.8	STARTS	11
1.9	MARSHALLING	12
1.10	RESULTS	13
1.11	TRANSMITTER IMPOUND	13
1.12	LAP COUNTING AND TIMING: see General rules 1.20.....	13
1.13	PROTESTS.....	13
1.14	DISPLAY OF RESULTS	14
1.15	LAP COUNTING TRANSPONDERS.....	14
1.16	PIT SPACES.....	14
2	SECTION TWO-TECHNICAL RULES GENERAL	15
2.1	TECHNICAL INSPECTION.....	15
2.2	DRIVERS' AIDS	16
3	SECTION THREE- TECHNICAL RULES 1/12.....	18
3.1	TECHNICAL RULES 1/12.....	18
4	SECTION 4: BODIES 1/12, SPECIFICATIONS	20
4.2	APPEARANCE.....	22

4.3	WINGS	22
5	SECTION FIVE - TECHNICAL RULES 1/10th ISTD	24
5.1	CHASSIS AND DRIVE TRAIN	24
5.2	DIMENSIONS	24
5.3	WEIGHT	25
5.4	BODIES 1/10th ISTD, SPECIFICATIONS:	25
5.5	TYRES and WHEELS	28
5.6	Rain Tyres for 1/10 ISTD	29
5.7	BUMPERS	30
6	SECTION 6 - Front wheel Drive class (supporting)	31
6.1	CHASSIS and CAR	31
6.2	BODY and WING	31
6.3	BATTERY, MOTOR and ESC	31
7	SECTION 7 - E FORMULA ONE	33
7.1	Bodies:	33
7.2	Car:	33
7.3	Motors batteries and ESC:	33
7.4	Tyres: see 6.3.4	34
7.5	Proposed timetable (example only)	34
	IFMAR ASSOCIATED MEMBERS	34

1 SECTION 1 - ORGANISATION & RACE FORMAT

1.0 CLASSES:

1.0.1 “CLASSES: IFMAR World Championships may be held for the following classes:

- ISTC open modified class.
- ISTC SPEC (13.5T or 17.5T) BLINKY (see 2.2.7)
- 1/12 Open modified class
- 1/12 SPEC BLINKY (see 2.2.7) with 13.5T
- Only SPEC brushless motors from the IFMAR approval lists (or eventually random hand out)
- Competitors can only participate in ONE of above divisions.
- Note: Drivers that finished in the top 10 at any IFMAR modified World Championship in the last 4 years are not allowed to participate in the SPEC class at the next IFMAR World Championship
- In case of full events entry precedence must be granted to the open modified classes.
- IFMAR Electric On-road World Championships will be
 - A/ 1/12th: One day for check-in (registering), initial technical inspections, and Open Practice
 - Followed by minimum a 3 day stand-alone event for MOD and SPEC 15T
 - It will be indoor on needle carpet. (indoor: number of participants may be restricted to 100)
 - B/ 1/10th: One day for check-in (registering), initial technical inspections, and Open Practice
 - Followed by minimum a 3 day standalone event for the ISTC class, MOD & SPEC.
 - It will be In-door or out-door on asphalt.

1.0.2 An extra “Rain Day” can be added in areas that are meteorically very unstable or during such season. Their information must be on the stage report and published schedule.

1.0.3 In the event that low numbers are expected supporting classes, E Formula One or FWD (Fronties) may be organized but NOT be entitled as a World Championship but i.e: IFMAR World Cup” or IFMAR World Tournament 202x”.

1.0.4 “Back to back” organisation of 1/12th & 1/10th is allowed when on same or close by locations. If so 1/12th will be run first. Transfer will be on an off day between classes, usually Wednesday. When not back to back then preferred dates for 1/12th are in the beginning of the year (*1/12th season, Northern Hemisphere*) When organised back to back then 1/12th price ceremony must be direct after the 1/12th

1.1 RACE PACKAGE

1.1.1 Upon arrival and registration each driver will be given a race package which contains:

- a) If available, a set of numbers for their radio controlled car
- b) 4 sets of participant identification numbers small format for chassis, badge, wing or spoiler
- c) One identification badge for driver preferably with their picture and ID number

- d) A complete provisional time schedule for all practice, heats and finals for the whole event. The IFMAR commemorate souvenir or medal (their may also be handed out with the race package or at closing ceremony to organiser's discretion).
- e) Not Used
- f) Eventually and not mandatory some other race souvenir(s) from the organizer/head sponsor
- g) Waiver and release of liability towards organisers.

1.1.2 Registration must be closed before the start of the controlled practices (to ensure to have all participants on the premises and ready to marshal when due).

1.1.3 All official announcements must be in English. Any organisation of a World Championship race must speak English at all key posts, such as race control, technical control and registration area.

1.2 IDENTIFICATION NUMBERS

1.2.1 Each competitor will display their identification number in adequate prominent positions on the car body shell, chassis and badge. Their driver's roll/ID number will remain the same through the entire event.

1.2.2 Race Numbers must be at least 35 mm for 1/12 and 1/10 with a minimum stroke of 4mm and must be black numerals on a white background of at least 20 x 40mm or as supplied by race control. Three per car.

1.3 BADGES

1.3.1 One badge will be given to each competitor, extra Yellow badges for Mechanics will be available at a fee of 10,00 USD or local equivalent, their to avoid ill use (= *eventually their badge fee will be deducted from the extra closing ceremony ticket cost*)

1.3.2 Access to the pits and track will be strictly restricted and badges must be worn at all times. Badges will be issued as follows:

Blue: Drivers: Drivers stand, pit, staging area, track, including one banquet ticket

Yellow: Mechanics: Pits, staging area, track: 1 (one) mechanics badge free, optionally all others at \$10USD or equivalent

Green: Press: Pits, staging area, viewing area

White: Team Manager: Pits, Staging area, Viewing area

Red: Race Official: All areas

Grey : IFMAR Official: All areas

Orange: VIP, Premier Sponsor: Pits, Staging Area, Viewing area

- 1.3.3 An Opening Ceremony will be held, preferably at the end of the first day of practice. A country by country introduction procession must be organized. The country teams are requested to wear similar team shirts. A sign bearing the name of each country present will be provided by the organiser. - National hymns are not mandatory. A popular up tempo music may be used instead.
- Beside a short provisional presentation of the Champion with their trophy immediately after the victory for the press and spectators, an official prize/closing ceremony will be held on track site or nearby on the last day of the event, accompanied by a banquet, walking diner or at least a full scale reception (ample drinks & snacks and ample selections of food). Their is sponsored by the part of the entry foreseen for their happening plus the extra non driver badge tickets sold.
 - The trophies and the IFMAR souvenirs can be distributed during their closing ceremony, but in order to shorten the formalities the IFMAR souvenirs may also be distributed at registration together with the race package.
- 1.3.4 Special attention must be given to youth: When there is no time to organise extra races (Gen. rules 1.6.4) a separate scratch result will be kept and trophies or presents/souvenirs must be available and offered during a separate short ceremony for the 3 best in each class. "IFMAR World Young Potentials: i.e: "202X First IFMAR Young Potential", 202X, 2nd & 202X 3rd IFMAR Young Potential.

1.4 HEATS

1.4.1 Timetables

a) Timetable for World Championship 1/12th Electric On Road.

- (Example for: ONE class 3 day event, 100 drivers). Their can be adjusted to 120 or more providing to stay within reasonable end times and light:
- Day one: **D1**: Marking and registering (chassis, motors, batteries, bodies etc.) + “Open”
- Practice: T time or Heat format. **NO** controlled practice allowed on **D1**.

D1	Practice:	Free: Up to organiser: T time or Heat format									
	Heats:	1	2	3	4	5	6	7	8	9	10

D2	Morning Practice	8:00	8:08	8:16	8:24	8:32	8:40	8:48	8:56	9:04	9:12	Practice interval 00:08
	1 C	9:30	9:41	9:52	10:03	10:14	10:25	10:36	10:47	10:58	11:09	
	2 C	11:25	11:36	11:47	11:58	12:09	12:20	12:31	12:42	12:53	13:04	
	3 C	13:20	13:31	13:42	13:53	14:04	14:15	14:26	14:37	14:48	14:59	
	4 C (Re-seeded)	16:00	16:11	16:22	16:33	16:44	16:55	17:06	17:17	17:28	17:39	Re-seed here

D3	Morning Practice	8:00	8:08	8:16	8:24	8:32	8:40	8:48	8:56	9:04	9:12	
	5 C	9:25	9:36	9:47	9:58	10:09	10:20	10:31	10:42	10:53	11:04	
	6 C	11:20	11:31	11:42	11:53	12:04	12:15	12:26	12:37	12:48	12:59	Re-order here
	Finals	PR/A	J	I	H	G	A	F	E	D	C	B
	1	13:55	14:06	14:17	14:28	14:39	15:00	15:11	15:22	15:33	15:41	15:49
	2		16:05	16:16	16:27	16:38	16:49	17:10	17:21	17:32	17:43	17:54
	3						18:05					
= A practice + 3 Finals		=	preceded by 10minutes media time									
		=	followed by 10 "victory time									

b/ Example timetable for World Championship 1/10th Electric On Road. (150 drivers in one Class: Can be adapted if there are less/more heats, and adjusted to local needs with respect of reasonable end times)

- Day one: **D1**: Marking and registering (chassis, motors, batteries, bodies etc.) + “Open” Practice: T time or Heat format
- No controlled practice allowed on D1.

D1	Open Practice:	Up to organizer: T time or Heat format, not controlled/timed <i>Heat interval: 08:00</i>														
	Heats:	1	2	3	4	5	6	7	8	9	10	11	12	13	14	15^E_{st}

D2	Free Morning Practice	8:00	8:05	8:10	8:15	8:20	8:25	8:30	8:35	8:40	8:45	8:50	8:55	9:00	9:05	9:10	Practice interval 00:05
	1 C/P Controlled Tires = (CT)	9:30	9:38	9:46	9:54	10:02	10:10	10:18	10:26	10:34	10:42	10:50	10:58	11:06	11:14	11:22	
	2 C/P CT	11:40	11:48	11:56	12:04	12:12	12:20	12:28	12:36	12:44	12:52	13:00	13:08	13:16	13:24	13:32	Re-seed here use 3C for start order Q1
	3 C/P (Re-seeded) CT	14:35	14:43	14:51	14:59	15:07	15:15	15:23	15:31	15:39	15:47	15:55	16:03	16:11	16:19	16:27	
	Q1 CT	16:45	16:53	17:01	17:09	17:17	17:25	17:33	17:41	17:49	17:57	18:05	18:13	18:21	18:29	18:37	

D3	Free Morning Practice	8:00	8:05	8:10	8:15	8:20	8:25	8:30	8:35	8:40	8:45	8:50	8:55	9:00	9:05	9:10	Practice interval 00:05
	Q2 CT	9:30	9:38	9:46	9:54	10:02	10:10	10:18	10:26	10:34	10:42	10:50	10:58	11:06	11:14	11:22	
	Q3 CT	11:40	11:48	11:56	12:04	12:12	12:20	12:28	12:36	12:44	12:52	13:00	13:08	13:16	13:24	13:32	
	Q4 CT	13:50	13:58	14:06	14:14	14:22	14:30	14:38	14:46	14:54	15:02	15:10	15:18	15:26	15:34	15:42	
	Q5 CT	16:00	16:08	16:16	16:24	16:32	16:40	16:48	16:56	17:04	17:12	17:20	17:28	17:36	17:44	17:52	

D4	Free Morning Practice	8:00	8:05	8:10	8:15	8:20	8:25	8:30	8:35	8:40	8:45	8:50	8:55	9:00	9:05	9:10	Practice interval 00:05	
	Q6 CT	9:30	9:38	9:46	9:54	10:02	10:10	10:18	10:26	10:34	10:42	10:50	10:58	11:06	11:14	11:22	Re-order for finals	
	Finals	P	O	N	M	L	K	Pr/A	J	I	H	G	F	E	D	C	B	A
	1 CT	13:00	13:08	13:16	13:24	13:32	13:40	13:48	13:56	14:04	14:12	14:20	14:28	14:36	14:44	14:52	15:00	15:20
	2 CT	15:35	15:43	15:51	15:59	16:07	16:15	16:23	16:40	16:48	16:56	17:04	17:12	17:20	17:28	17:36	17:44	17:52
	= A practice + 3 Finals		=	preceded by 10minutes media time														
		=	followed by 10 "victory time															

- 1.4.2 There will be up to a maximum of fifteen heats of ten drivers each. They may be divided into two groups: Group A - Heats 1 to 7, Group B - Heats 8 to 15. For indoor events (1/12th) the maximum number of participants may be restricted to 100
- 1.4.3 There will be six (6) rounds of controlled qualifying unless weather or circumstances dictate otherwise. Any reduction in the number of rounds at the race will be decided by the international jury.
- 1.4.4 Starting positions: During the first round of qualifying, heat starting positions will be determined by the time achieved in the last controlled practice round (maybe 2 or 3 best consecutive laps.) During further qualifying rounds, heat starting positions will be by the overall fastest time of driver from any previous qualifying rounds.
- 1.4.5 A driver's point score will place the driver in a final according to the following system. In each round, drivers will score points based on the laps and times achieved in relation to all other drivers. and so on:
- Fastest driver in each round will score 0 points
 - 2nd Fastest will score 2 points
 - 3rd Fastest will score 3 points
 - 4th Fastest will score 4 points, and so on till the last one (So the number of points reflects the ranking).
 - A driver that does not score a time in any Qualifying Round or a driver that has a time disqualified (fails Tech. etc.) does not score zero points (for that Round) as their is the same as TQ: Drivers in their case will be awarded 500 points.
 - A driver will discard their worst scores based on the qualifying rounds completed to the following rules:
 - Out of six (6) completed rounds, the best three (3) scores will be added to decide the driver's qualifying position
 - Out of five (5) completed rounds, the best three (3) scores will be added to decide the driver's qualifying position
 - Out of four (4) completed rounds, the best two (2) scores will be added to decide a driver's qualifying position
 - Out of three (3) completed rounds, the best two (2) scores will be added to decide a driver's qualifying position
 - Out of two (2) completed rounds, the best one (1) score will decide a driver's qualifying position
 - If only one (1) round is completed, that round counts.
 - In the case of a tie in the final qualifying positions when the driver's best scores are added together, only the scores (and the laps and times used to determine those scores) will be used to break the tie.
 - The discarded scores, laps and times will not be used to separate a tie. The driver with the lowest single points score from the scores added will be awarded the tied position. In the case of a continuing tie, the next best scores will be considered. All best scores will be

considered until the tie is broken. If a comparison of points fails to break the tie, the laps and times from the highest points will be compared.

- The driver with the fastest time from their lowest score will be awarded the tied position.
- Example: With three (3) from five (5) counting :-

Driver	Points Score					Total	Best Round Lap Time
A	5	9	25	10	28	24	8 laps 5:10.00 (Rnd. 1)
B	7	8	19	9	22	24	8 laps 5:14.00 (Rnd. 1)
C	11	10	24	8	37	29	8 laps 5:12.00 (Rnd. 4)
D	10	24	8	11	29	29	8 laps 5:16.00 (Rnd. 3)

- Note: Driver A qualifies ahead of Driver B due to a higher single point score Driver C qualifies ahead of Driver D due to a better fastest lap time.

1.5 PRACTICE

1.5.1 Track layout must be at least 60% new in layout/design at the start of the event. If track construction does not allow a change of 60%, then the warm-up, any event or any test sessions including exclusive, team or private use of track MUST be driven in the opposite direction of the actual championship, even if only part(s) of the track are used and their as from 100 days before the concerned WC. The actual WC track lay-out to be known only by the organizer and IFMAR Their may only be published to the general public as from 15 days before the event.

- Failure to comply may lead to loss of performance bond for the organizer and disqualification for the whole team or individual drivers in breach of their rule.

1.5.2 There will be one day of free practice up front of actual racing (T-time, controlled practice in heats at organizer's discretion) for each class. The track will not be available 72 hours prior to commencement of the event.

1.5.3 **Free Practice** will be organized using the "heat" format or "T-Time" format. The use of any controlled items on cars during free practises is NOT mandatory.

- Under these arrangements the following parameters will be used:
 - a) 1/12th: Each segment will be restricted to maximum 8 minutes. ISTC, FWD and E F1: maximum 5 minutes.
 - b) A maximum of 15 cars to be allowed on the track during any one segment
 - c) Drivers only to be allowed to sign up for "T-Time" practice
 - d) The first "T-Time" practice will be allocated by the organizers.

- 1.5.4 **Controlled Practice:** All the IFMAR Technical Rules apply, including the use of batteries and motors from the IFMAR Approved List which have been checked (and marked where necessary) by Technical Inspection.
- 1.5.5 As long as there is agreement drivers do not have to stand in the correct car number order as marked on the rostrum. For finals drivers enter the rostrum in their respective qualifying order and choose positions based on that.

1.6 FINALS

- 1.6.1 The World Championship Main finals will be composed of three (3) separate races composed of the top ten (10) qualifiers after completion of qualifying. At the organizer's discretion, (i.e. lack of time) the lower finals need only be run two (2) times.
- 1.6.2 All finals will be of ten (10) drivers.
- 1.6.3 The Final positions will be decided by a point system based on one (1) point for the winner of each final on down to ten (10) points for the tenth placed finisher in each separate final. The best two (2) of three (3) finishes will count (the best one out of two (2) when lower finals are run only two (2) times).
- In the event of a tied position, the driver with the single best finishing position in either of the best two (2) finals that counted will be awarded the tie, in the event of a continuing tie, then the laps and times from the best finishing position will be compared and the one with the fastest laps and time total will be awarded the tie. If still continuing, then times from the second best position will be compared.
- 1.6.4 A-Main Finals: A-Main Finals will have priority and may be moved in an attempt to have them completed. E.g. If heavy thunderstorm or a severe menace jeopardizing continuation is imminent. (see also 1.5.2)
- If three (3) finals are completed, the best two (2) will count as per Rule 1.4.5
 - If two (2) finals are completed, the best one (1) final will count
 - If one (1) final is completed, that one (1) final counts
 - If no A-Main Finals are completed, the finishing order of qualifying will be used to determine the final results of the event.

1.7 RACE DURATION

- 1.7.1 1/12 track: All heats and finals will be eight (8) minutes, plus maximum of thirty (30) seconds to finish the last lap. There will be a three (3) minute break between heats.
- 1.7.2 ISTC 1/10, E F1 & FWD: All heats and finals will be five (5) minutes, plus maximum of thirty (30) seconds to finish the last lap. There will be a three (3) minute break between heats.

1.8 STARTS

- 1.8.1 All starting announcements and warnings will be in English. Endorsed Count down for the starts will be as follows (may be replaced by adequate electronic system

- 1 minute/30 seconds/10seconds/sound signal- when dully explained to all):

During Qualifying	During Finals
<ul style="list-style-type: none"> ■ 2 minutes ■ 1 minute ■ 30 seconds ■ 10 seconds ■ Attention ■ One ■ Two ■ Three (etc.) 	<ul style="list-style-type: none"> ■ 2 minutes ■ 1 minute ■ 30 seconds ■ 10 seconds ■ Attention ■ START

- 1.8.2 During Qualifications the „staggered start“ system will be used. Each car will start separately, immediately after its number is called verbally. If for any reason a car did not start it must start after the last car crossed the timing loop. The time counting for their car will begin automatically the moment one of the other cars has completed its first lap.
- 1.8.3 All main finals will use a staggered (F1) grid start of ten (10) rows with two (2) meter minimum spacing , start grid will alternate left and right side without being directly in line with the car just on the previous line. 2.5 meter spacing for 1/12th and 5 meter spacing for ISTC, EF1 and FWD are recommended. 4 meter maximum spacing is recommended. Car positions to be determined by qualifying results.
- 1.8.4 FINALS: Cars not on the start grid at the 30 second signal must be placed at the rear of the grid. A well audible start signal will be given by the timing equipment after the 10 second signal in a random delay of 1 to 5 seconds.
- 1.8.5 There will be no restarts due to jump starts, these are managed by race director's assistant, time keeper and the referees. (See general rules 5.8).
- Cars must be in their painted “starting box”. A one meter jump start penalty mark may (i.e. a dot) be on the track. Any car crossing that mark before the actual start will receive a one lap

penalty. Any car jump starting but not crossing the eventual (virtual) one meter mark will receive a ten second penalty or an equivalent "stop and go".

- 1.8.6 During the finals a video record will be made of all starts for review by the Referees if necessary.
- 1.8.7 Any aborted start or race stopped due to race equipment malfunction or official's error will be re- run after a suitable delay. If the race is stopped before a full lap is completed then the race will restart as soon as the reason for stoppage is cleared proceeding from the 30 second signal. If more time as elapsed the race will be rerun at an appropriate time allowing for recharging the batteries.
- 1.8.8 If both the primary and support lap counting systems fail during a qualifying heat or final, the heat or final will be re-run as soon as is practicable. Under no circumstances will any lap score or time, other than those from the official time keeping equipment, be accepted for any purpose to do with the running of an IFMAR race.
- 1.8.9 An English speaking announcer will provide each heat/final with the necessary commentary without interfering with the referees' interventions. The announcer will be appointed and their eventual fee covered by the organisation.

1.9 MARSHALLING

- 1.9.1 Marshalling shall be by the racers. The Race Organizers must provide at least 2 designated fill-in marshals to cover unforeseen eventualities. After each heat the participants in that heat will place their cars into impound and assume immediately assigned marshalling positions for the following heat. No other person is allowed on the track (except officials) while the race is in progress.
- 1.9.2 When there is a break, staggering of heats or a change in the running order of heats, any driver that is responsible for marshalling will be properly notified either in person or through their manager.
- 1.9.3 Only competitors in the event may marshal except for the back-ups provided by the organiser. Any person not marshalling (or providing a qualified marshal if not disabled) shall lose their best round score. A driver who repeatedly fails to marshal will be excluded from further participation due unsporting behaviour. The concerned block and country will be informed in order to take proper corrective actions and these must revert to IFMAR on their action.

1.10 RESULTS

- 1.10.1 Results of each heat will be posted upon completion of the final and review by the officials
- 1.10.2 The results sheet will include time, laps and finishing positions
- 1.10.3 Results of each of the sub main World Championship finals will be posted following completion of each final and review by IFMAR officials
- 1.10.4 Complete introduction of A Finalist will be held before the A finals
- 1.10.5 As soon as the IFMAR officials have reviewed the results of the three World Championship Finals and verified such results, the official finishing positions and points will be announced and the World Champion will be presented on the podium
- 1.10.6 If time does not allow separate youth finals as per General rule 1.6.4 then a scratch result will be kept for the youth. (i.e.: "Abc" is 14th overall but the first ranking youngster then he will be rated first "IFMAR Young Potential 2022" and 14th overall). The YP prize is complementary.

1.11 TRANSMITTER IMPOUND

- 1.11.1 With the use of 2.4G transmitters the transmitter compound can be abandoned. In their case, competitors are not allowed to switch-on transmitters other than when racing or under the authority of Technical Inspection. No cars can be used/driven anywhere, other than on the track during official procedures. The transmitter impound can be reinstated at any time if the IFMAR Officials or Organisers deem it necessary.

1.12 LAP COUNTING AND TIMING: see General rules 1.20

1.13 PROTESTS

- 1.13.1 Lap count checking:
 - Their need not be written and does not need a deposit. The Team Manager will, within fifteen (15) minutes of the display of the results, show to the race direction officials the time lap sheet involved (the one displayed by the officials) and will indicate where he thinks an error has been made. Their must be shown to the Race Director and the Timekeeper.
 - If the request is justified, correction will be made immediately. The Timekeeper will advise in writing the result of the findings and the time will be noted. After the examination, if the complainant persists, he may then submit a written protest along with a US\$100 protest fee. Their will then be processed as a formal protest.
- 1.13.2 Formal protest:
 - Must be done within fifteen (15) minutes after the display of the results or the occasion it concerns, in writing and with a US\$100 protest fee. Protest must be in English. The time of the display will be written on the result sheets and protests must be made within fifteen (15) minutes of that time. The protest fee is forfeited if the protest is not upheld, and returned if justified. The protest may be given to the Race Director or to an IFMAR official. Protests are

processed by the Race Director and if necessary the IFMAR International Jury. Appeals against the Race Director's decision may be made to IFMAR. IFMAR is obliged to handle such an appeal.

1.14 DISPLAY OF RESULTS

- 1.14.1 At the end of each heat and final, and after official review, the results will be displayed for the competitors for checking and information. The result sheet will include lap times and finishing positions. The display sheet will also display the official time of posting.

1.15 LAP COUNTING TRANSPONDERS

- 1.15.1 Only the car numbers supplied by the organizer will be used on the car.
- Each competitor is responsible for attaching the adequate lap counting transponder firmly in an suitable position to their car. If the signal is insufficient the driver may be ordered to displace it.
 - In the event of the loss and/or failure of transponder the car will, if possible, be manually counted.
- 1.15.2 During qualifying any car without a transponder, the wrong or an unplugged transponder will not be counted.
- 1.15.3 Under no circumstances will a heat or final be re-run due to a car not having a transponder or an unplugged transponder or failure of such. Their also applies to a car having an incorrect number or transponder reference.
- 1.15.4 DISCIPLINARY PENALTIES, SANCTIONS and OFFICIALS: see General rules

1.16 PIT SPACES

- 1.16.1 Pit spaces are to be allocated by the organizer for the duration of the World Championships. A minimum of 60x100 cm of table space must be provided for each competitor. The use of non- essential electrical racing appliances may be restricted in the pit area. One seat either a chair, must be provided for each pit space.
- 1.16.2 All participants must pit in the official designated and enclosed pitting area with strict access control.
- Separated or confined areas may not be installed within their area nor be used for pitting activities.

2 SECTION TWO-TECHNICAL RULES GENERAL

(For motor and Batteries see specific rules: IFMAR WC Electric – Batteries & Motors).

2.1 TECHNICAL INSPECTION

- 2.1.1 All cars must be presented to Technical Inspection for an Initial Inspection before the start of Controlled Practice. The purpose of their Initial Inspection is to determine that the car meets the IFMAR Technical Rules for their event. (See also 3.1 for 1/12th).
- 2.1.2 No car shall be constructed or mounted so as to be possibly dangerous or damage track or other competing cars. They must allow fitting a time keeping transponder in a suitable position and place and must comply with weight minima in completely ready to race state, neatly and realistically finished, complete and well secured
- 2.1.3 When the car passes their Initial Inspection, the Technical Inspector will mark the chassis of the car.
 - Marks that are made by engraving, and/or removal of chassis material, are to be avoided. A driver may refuse to have their chassis marked by methods that remove chassis material. Once the chassis is marked, the chassis may not be changed without the approval of the Race Director. The chassis may only be changed by an identical one and in the same layout (bolt-ons) in case of damage that cannot reasonably be repaired.
- 2.1.4 Drivers must race the car he or she passed technical inspection with during qualifying and finals in accordance with the rules above.
- 2.1.5 All cars must be presented for initial inspection, registration and marking on Day One (D1) and furthermore prior to the start of each heat or final. No car will be allowed on the track surface without undergoing technical inspection first, which may be at random for some or all cars. Voltage checks will be performed on all cars, every race. Penalties for overcharging are indicated at rule 13 (Batteries race procedures). Top 3 motors may be dismantled without compensation.
 - Technical inspection may consist of complete verification, only partly and/or at random to the discretion of the scrutinizers at any moment. Drivers may not be informed in advance regarding which, when and what will be subject to verification nor may there be a regular pattern in the spot- checks. Cars failing a check may be re-checked completely at any time but are not allowed on the track before they are conform.
- 2.1.6 Cars to be inspected as necessary during qualifying and mandatory during the finals. All cars in the World Championship finals will immediately be impounded by the organiser at the end of the finals for further technical inspection such as motors, etc. Top 3 motors may be dismantled without compensation.

2.2 DRIVERS' AIDS

- 2.2.1 It is the objective of their rule to ensure that World Championships be a test of driver skill. IFMAR seeks to limit the type of driver aids to a minimum to achieve their objective. Traction control, active suspension and steering control by gyroscopes are not allowed. Sensors fitted to the car for the purpose of measuring suspension movement, wheel speed or tyre slips whilst the car is in motion are not allowed. Drivers are not allowed to use two way radio headphones even not during controlled practise.
- 2.2.2 Unless an electronic or mechanical driver aid is listed below in rule 2.2.3 it is not allowed for use in any IFMAR Electric On-road World Championships.
- 2.2.3 The fixed single ratio transmission may not include a mechanical device/ s between the drive motor output and the gearbox input for the purpose of controlling torque (e.g. 'slipper' clutch/fluid clutch). A differential may include a mechanism for apportioning torque over the axle/s (e.g. limited slip differential).
- Their mechanism must only be capable of setting or adjustment manually whilst the car is stationary. A mechanical or electronic speed controller may include a mechanical or electronic device to limit the current/voltage passed from the batteries to the drive motor (e.g. timed delay, current limiter, keyboard programs). Setting or programming of such a device must only be possible whilst the car is stationary. Changes to the setting or program during a race are not allowed
- 2.2.4 Radio control receivers carried in the car may only have two devices (normally the steering servo and speed controller) connected, plus an optional separate battery supply for powering of the radio control equipment/devices as per rule 15 (Batteries & Motors). The use of any further channels to receive electrical signals from sensors carried in the car is prohibited.
- 2.2.5 Mechanical or Electronic Speed Controllers are allowed. Reverse facility in speed controllers is not allowed. Speed controllers may only have timed delay, current limiters and keyboard programs. These programs must only be capable of adjustment whilst the car is stationary.
- 2.2.6 Any competitor found in contravention of the spirit or fact of rule 2.2.3 will be disqualified from the World Championship Meeting.
- 2.2.7 BLINKY- "Spec class brushless motors" will only use an ESC that has a "Zero timing profile" not altering the pre-set mechanical timing of the motor and disables any advanced motor control functions such as i.e. (Turbo, boost, cheat mode, etc.). Their profile is known as "Boost 0". The communications sequence is limited to "6-step" type, and communication of the speed control must follow the motor hall sensor signals 1:1. Therefore no change of timing (advance or retard) is allowed at any RPM. When the "Boost 0" profile is activated, it will be identified by a blinking LED while the ESC is armed and in neutral position. Their may be checked at any time, and is the competitor's responsibility to supply the required equipment (e.g. Program box, laptop) to prove compliance.
- 2.2.8 Cars will carry 3 numbers:
- 1/12th & SPEC – One number on both sides of the body shell, and one on the bonnet/hood
 - ISTC , F1 and FWD – One number on both sides of the body shell, and one in the front window

- Numbers must be at least 35 mm high, with a minimum stroke of 4 mm. Number decals may not be trimmed so to eliminate the background.

3 SECTION THREE- TECHNICAL RULES 1/12

3.1 TECHNICAL RULES 1/12

- 3.1.1 For 1/12th it is allowed to present two chassis to preliminary technical inspection. Either of these may be used during the event. The second one has to be identical to the first and can be approved anytime during that event.
- 3.1.2 Bumpers are not required. If fitted, bumpers must be constructed so as to minimize injury that may result from being hit by the car. Wire bumpers shall be made of wire not less than 2.5mm or more than 4mm in diameter. Bumpers made from sheet type material shall be not less than 2.5mm thick or more than 6.5mm thick with all exposed edges smooth and well-rounded.
- 3D printed bumpers from Rubber/TPU are allowed.
 - Rigid blade-like bumpers made of hard, non-resilient material such as metal, brittle plastic, plywood, Masonite, etc., will not be allowed. All cars may run a rear bumper, which must be behind the rear tyres. Bumpers may extend 6.5mm beyond the sides of the body, or to 172mm whichever is less.
- 3.1.3 A controlled tyre and rim decided by the IFMAR Electric Division must be used. The type of tyres and rims are decided by IFMAR together with the race organizer. The race organizer has to forward 3 recommendations; ranked 1,2,3, based on local documented experiences to the IFMAR Electric division eight (8) months before the event. The final decision will be made six (6) months before the event by a majority vote of the IFMAR active member blocs. The complete tyre handling is the duty of the organizer and their supplier.
- 3.1.4 Only sponge or closed cell foam tyres are allowed. Tyres must be black, excepting sidewall detailing, and be of a composition that will not damage the racing surface.
- It is allowed to glue the sidewalls of the tyres to counteract rolling
- 3.1.5 Tyre and rim dimensions are as follows;
- Front width - Max 26.00mm
 - Rear width - Max 38.00mm
 - Wheel rim diameter - min 29.00mm, max 38.00mm
- 3.1.6 The use of tyres sets during the event is restricted as follows
- 3.1.6.1 Allocation and marking: A maximum of twelve (12) marked control sets may be used for controlled practice, qualifying and finals. Only official controlled sets obtained at the event may be marked. There are no restrictions on sets for open or free morning practice.
- 3.1.6.2 Truing
- Each set will be supplied un-trued. Marked control sets must be trued in the specified area at the event. Any tyre sets not found to have been trued in the correct location will be ineligible to use, but still count towards the 12 set maximum.

3.1.6.3 Impound

- Controlled tyres will be marked differently for each day (i.e blue, red, green, red, blue) and must be packed as such.
- Each morning only sets marked for that day will be released.
- Only tyres marked for that day must be used and may not leave the venue's racing area.

3.1.6.4 Only a single controlled brand of additive, cleaning provided by the organizer may be used.

- His choice will be guided by health, track damage, nuisance, environment and governmental regulation. Normally only odourless cleaners or traction improvers will be eligible to their selection, accounting that a large number of participants will use it in a confined space it must be harmless to people, however their liability lies by manufacturer and user following up user instructions.
- The additive may only be applied in the controlled area. None such products may be found in the pitting/race area on penalty of exclusion from the event.

3.1.7 Wheel nuts and/or axles must not protrude more than 1,5mm of wheel outside diameter (not covered with rubber) on the outer side of wheels.

3.1.8 All cars must comply with the dimensional requirements. Maximum overall width of car (EXCLUDING shell): 172,00mm.

3.1.9 Cars are not permitted to race with a reverse facility.

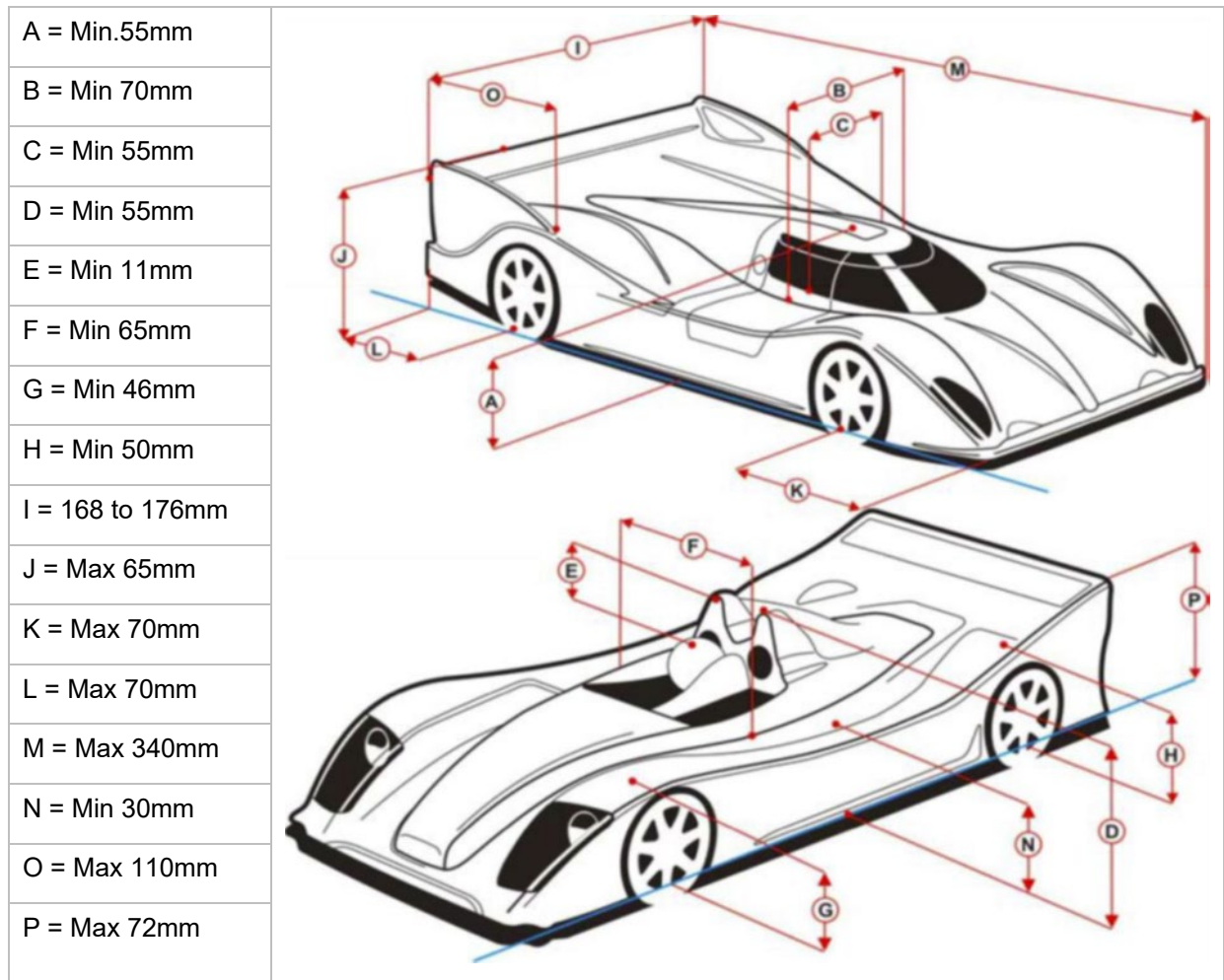
3.1.10 The minimum weight limit, ready to run, is 730,00 gr including transponder. The weight of the car must not be below the weight limit at any time during the race. Race distortion or damage must be disregarded.

3.1.11 When racing on a track surface which can be damaged (carpet) a minimum ground clearance of 3,00mm must be maintained at the Start of any race.

4 SECTION 4: BODIES 1/12, SPECIFICATIONS

- 4.1.1 For the purpose of the IFMAR World Championships, LMES /ALMS /LMP WSC prototype bodies only are allowed.
- 4.1.2 Only body shells which are fully complying with rule 4.1.4 and registered either by IFMAR or one of the blocs may be used. Body shell manufacturers may register with IFMAR at any time, but not less than four months prior to that years' IFMAR World Championship to be eligible for that event.
- 4.1.3 If IFMAR is chosen to approve then One (1) sample of a body shell, together with photographs of the full-size car, on which the body shell is inspired, must be submitted to the IFMAR Electric Division/Section Chairman together with an approval fee of \$US200 into the IFMAR account to be settled at submission. When approved by IFMAR, the body shell will be added to the register of body shells allowed for use at IFMAR World Championship events for that class. Once Approved there must be no changes to the design, trim lines, detail lines or any feature of the body. All changes will require resubmission for approval and an additional revision letter added to the part number- Example 15001A - Original - 15001B for a 2nd Revision. The manufacturer's part number must be clearly marked on the shell alongside the windscreen area.

4.1.4 The following is the specification for approval of 1/12th prototype Sports car body shells.



- i) The body side forward of the side dam must have a radiused edge, no lips or upward extensions are acceptable
- ii) Bodies must be a representation of a full size LMES / ALMS / LMP / WSC prototype.
- iii) Open cockpit cars to have twin roll bars as current LMES / ALMS
- iv) Open cockpit cars must have a representative drivers helmet and cockpit opening
- v) The name of the prototype must be used for the homologation process.
- vi) The name of the prototype does not have to be used for general sales and marketing.
- vii) Only fins or strakes that are present on the full size prototype will be allowed.
- viii) The body must not be cut above the lower cut line
- ix) Cut-outs in the shell will be allowed only if clearly defined on the full size prototype

4.1.5 Approval is for 5 years. The decision of IFMAR to or not to approve a submitted body shell is final.

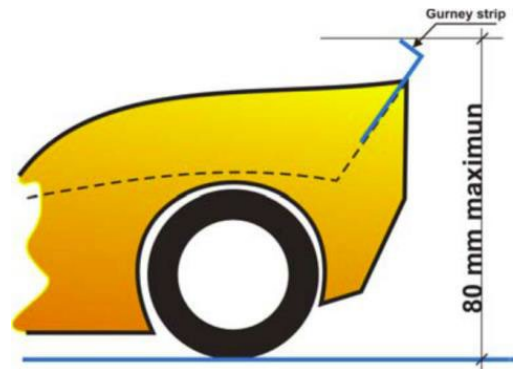
4.2 APPEARANCE

- 4.2.1 No additional items may be fastened to the body exterior other than the rear trim tab/Gurney strip.
- 4.2.2 Bodies shall be neatly finished. Details of all front and rear lights and windows must be translucent. Air intakes, front grills, cooling grills and eventual drivers must be clearly contrasted from the surrounding paintwork.
- 4.2.3 The body and chassis must be securely joined at all times when the car is on the track. If the body comes loose or falls off during a race, the car must be removed from the track until the body shell is securely re-attached.
- 4.2.4 Wheel arches must be cut-out if the original full-size car ran that way. Their will be determined by reference to the photographs submitted by the manufacturer when registering the body shell with IFMAR.
- 4.2.5 The body shell may not be trimmed higher than the lower body trim lines. When a body shell is registered with IFMAR a lower trim line must be moulded in to the body shell, or a minimum distance from the highest point on the body shell to the lower trim line must be specified by the body shell manufacturer.
- 4.2.6 No part of the chassis, wheels, tyres, suspension or mechanical/electrical equipment may be visible outside the body shell when viewed in any plane.
- 4.2.7 Openings in the body shell (e.g. scoops, vents) must be appropriate to the full-size car on which the body shell is based. Their will be determined by reference to the photographs submitted by the manufacturer when registering the body shell.
- 4.2.8 Additional openings in the body shell are allowed only for the original cockpit (in open cockpit cars) wing mounts, antenna, roll-over mast (if allowed) and lap recording equipment. No other openings in the body shell are allowed.

4.3 WINGS

- 4.3.1 Wings may only be fitted where they are shown on the photographs submitted by the body shell manufacturer for registration with IFMAR. Wings may be moulded in to the body shell as part of the continuous material used for the body shell, or may be attached separately.
 - A wing is an additional item that is attached to the car/body shell. Wings may only be fitted where they are shown on the photographs submitted by the body shell manufacturer for registration with IFMAR.
 - A Spoiler is moulded in to the body shell as part of the continuous material used for the body shell and complies with the body's specific dimensions as submitted for approval

- 4.3.2 One (1) separate front wing may be attached directly, and only, to the body shell. The front wing must be supplied by the original body shell manufacturer with the body shell as registered with IFMAR and be fitted as supplied without modification.
- 4.3.3 One (1) rear wing only may be used with the body shell. The rear wing may be:
- Either moulded in to the original body shell as part of the continuous material used for the body shell. This is defined as the part of the body shell, from the centre of the rear axle line extended rearwards, which sweeps upward from the horizontal.
 - **OR** Attached directly to the body shell or chassis by separate supports. In their case the part of body shell from the centre of the rear axle line extending rearwards must be horizontal, or swept downward from the horizontal. Separate wings must conform to the sizes shown in 5.4. Side dams to the sizes shown in 5.4 must be attached directly to the separate wing only. No part of the wing may be closer than 6.5 mm to any part of the body other than the tail fins or side dams.
- 4.3.4 Side dams moulded in to the original body shell, or supplied with the original body shell, registered with IFMAR, must not exceed a maximum dam length of 102 mm and maximum height of 25 mm. These dimensions include moulded-in portions of body.
- 4.3.5 No additional items may be fastened to the body exterior other than the rear trim tab / Gurney strip.



5 SECTION FIVE - TECHNICAL RULES 1/10th ITC

5.1 CHASSIS AND DRIVE TRAIN

- 5.1.1 Two (2) wheel drive to front or rear wheels or four (4) wheel drive is allowed.
- 5.1.2 Chassis must have independent suspension to all four wheels. Each driven wheel must have a flexible joint (e.g. dog-bone/s or universal joint/ s) in its driveshaft. Drive train and suspension design is free from restriction. 'Flat pan' (1/12th and 1/10th Track style) chassis are not allowed.
- 5.1.3 No part of the chassis, including wheels/tyres/axles, may protrude outside the body shell when viewed from above. No part of the motor, batteries or electronic equipment may protrude outside the body shell when viewed in any plane. Rollover masts may not be fitted.
- 5.1.4 Materials used in the chassis and drive train are not restricted, although the use of special metal alloys (titanium/magnesium/etc.) in parts is discouraged, to reduce costs.
- 5.1.5 The chassis must not be shaped to gain an aerodynamic advantage. In principle, the underside of the chassis must be flat and parallel to the ground along the entire length of the body shell. Aerodynamic shaped parts (splitters/diffusers/tunnels/etc.) may not be fitted to the chassis.
- 5.1.6 Wheel nuts/axles must not extend more than 2mm beyond the wheels when viewed from above.
- 5.1.7 A rain car is permitted and will be marked as such. Only when the Race Director announces a "wet race", and only then can the rain car be admitted.
- 5.1.8 The use of one-way bearings in the rear axle is not allowed. The cars must be able to have a braking effect on the rear wheels from the electronic speed controller.

5.2 DIMENSIONS

The official measurements in these Technical Rules are the metric measurements	MIN (mm)	MAX (mm)
Wheelbase	250,00	270,00
Width (without body shell)	170,00	190,00
Width (with body shell)	175,00	195,00
Length (overall, with body shell fitted)	410,00	460,00
Height (to top of roof – ready to race) Chassis on 1 00 mm block	1 00	175,00
Ground clearance (ready to race, carpet or fragile surface)	5,00	

Wing width (including endplates and supports)	125,00	190,00
Wing chord (including any flaps or extensions)	20,00	40,00
Wing endplate (when separate) -		40 x 20
Flap or gurney tab extension above plane of wing		3,00
Rear bumper "cut-line" from track surface (Chassis on 15,00mm block)		45,00
Wheel diameter (excluding tyre bead)	47,00	50,00
Wheel width (including tyre bead)	24,00	26,00
Tyre width (across sidewalls when fitted to wheel)	24,00	28,00
Tyre diameter (when mounted on wheels)	63,00	67,00

5.3 WEIGHT

5.3.1 Weight, ready to race including timing equipment, at all times during the race:

- 4WD - 1320 grams minimum
- 2WD - 1320 grams minimum

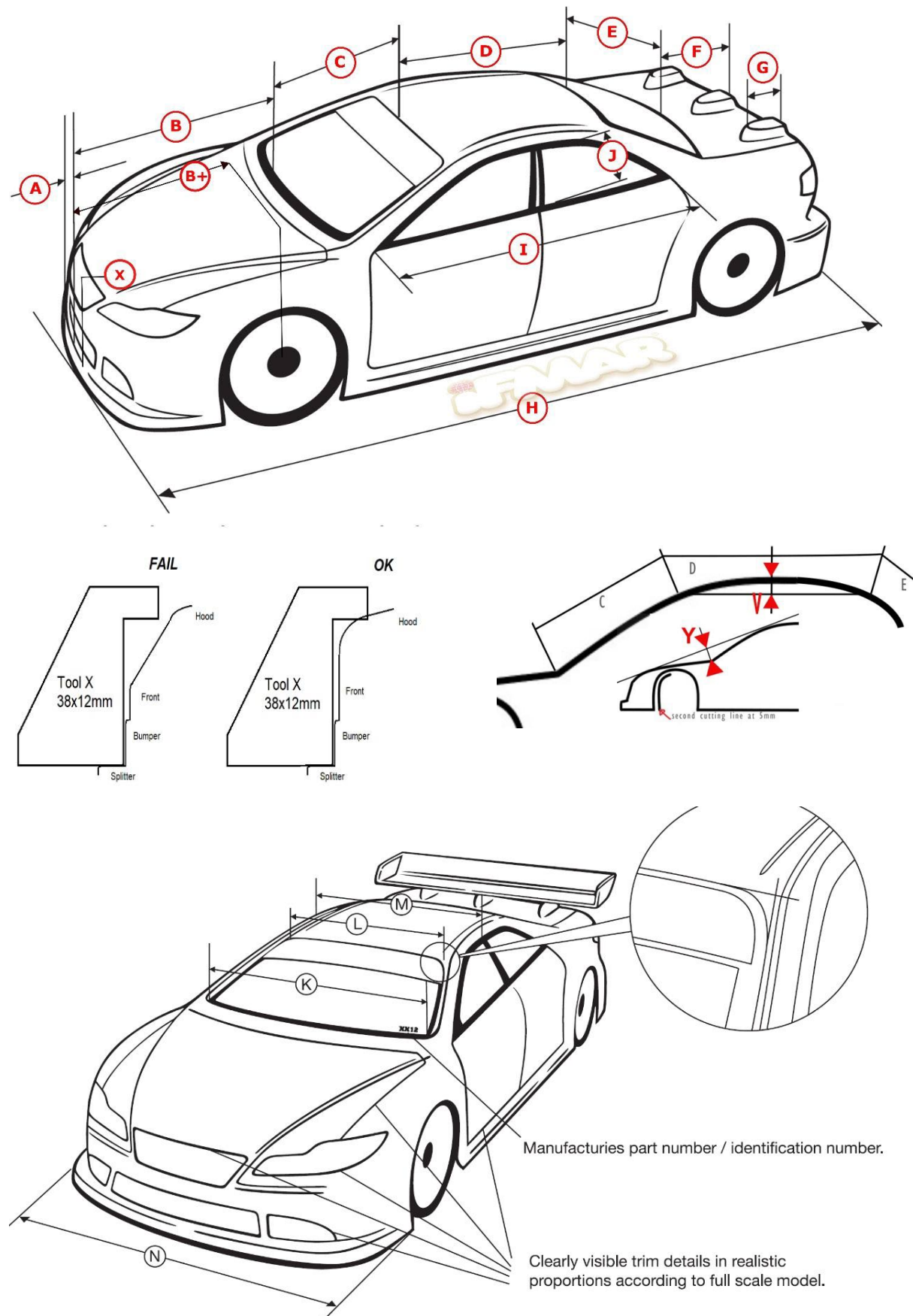
5.4 BODIES 1/10th ISTC, SPECIFICATIONS:

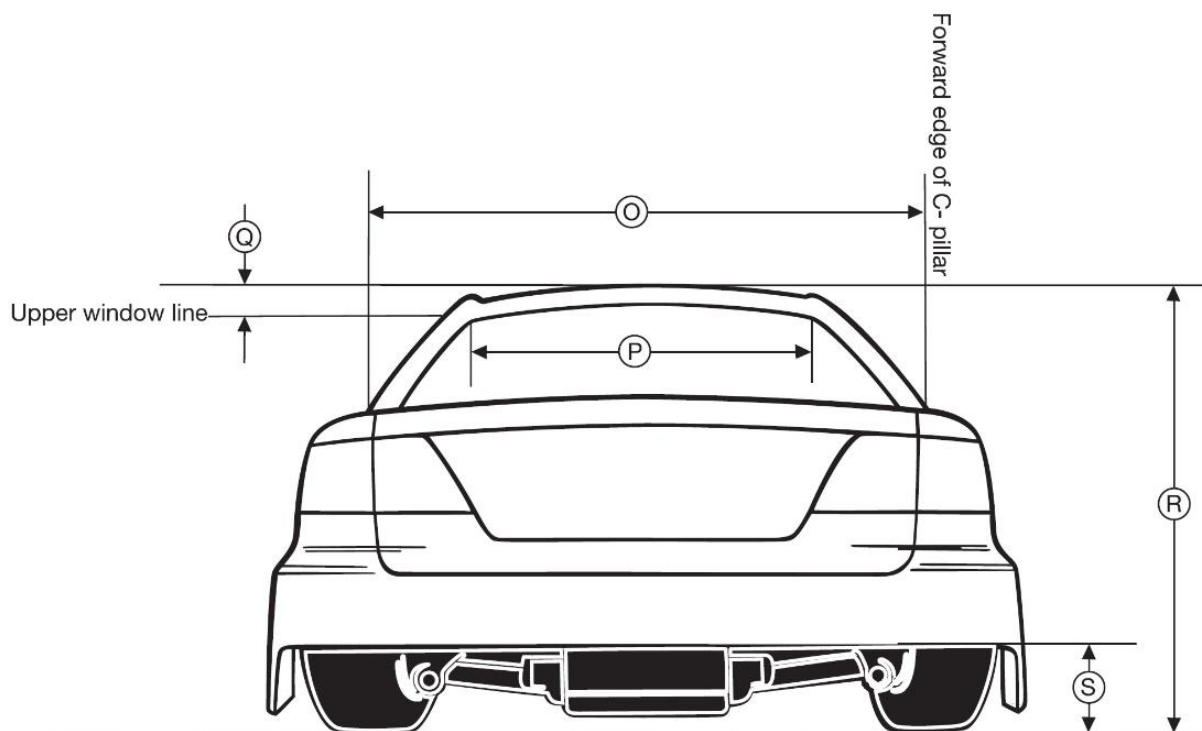
5.4.1 For the purpose of the IFMAR World Championships, only scale representations of full size FIA Class Two Touring Cars in International Touring Car Series' (e.g. ITC, BTCC, NATC, Japan Touring Cars, etc.) but restricted to (4) four door bodies will be approved. Bodies must be reproduced with all features in proper proportion to each other. Lines indicating the shut- lines on the full-size car for bonnet (hood), boot (trunk) all doors and windows are to be moulded in to the body shell. Particular attention must be paid to realistic scale proportions. A lower trim line must be moulded into the body shell.

5.4.2 Only body shells which are fully complying with rule 5.4.4 and registered either by IFMAR or one of the blocs may be used. Body shell manufacturers may register with IFMAR at any time, but not less than four months prior to that years' IFMAR World Championship to be eligible for that event. IFMAR approvals are valid for 5 years.

5.4.3 One (1) sample of a body shell, eventually together with photographs of the full-size car (showing at least three (3) views: front, side and rear) on which the body shell is inspired, must be submitted to the IFMAR Electric Section Chairman together with an approval fee of \$US200 to be settled at submission. Approval is for 5 years.

5.4.4 All submitted body shells must comply with the “global body specifications” (GBS)





ELECTRIC 1/10 ISTC GBS body:

A – Front bumper width – min 4mm to max 10mm

B – Length of the motor hood – min 115mm max 150mm

B+ - From the front end (bumper included) to the front wheel middle – max 105mm

C – Height front window – min 75mm to max 85mm

D – Car roof length – min 95mm to max 105mm

E – Height rear window – min 65mm to max 75mm

F – Trunk length – min 60mm to max 65mm

G – Rear wing posts (max 3) – max 25mm

H – Bodyshell overall length – min 410mm

I – Front door to rear door width – min 170mm

J – Side window height – min 35mm to max 45mm

K – Width of the lower front windscreen – min 140mm to max 155mm

L – Width of the higher front windscreen – min 110mm to max 125mm

M – Width of the car roof (middle) – min 115mm

N – Overall width of the bodyshell – max 195mm

O – Width of the forward edge of the C-pillar (rear point of I-measurement) – min 150mm

P – Width of the higher rear window – min 95mm
Q – Difference between highest point on the roof and the upper line of the side window – max 5mm
R – Bodysell height – min 112mm (assume 5mm ground clearance R=117mm on 10mm block)
S – Rear bumper height – max 35mm (measured from the bottom cutline of the bodysell) V – Difference between highest top of the roof and the upper front window line – max 5mm
X – Height of the front motor hood (measured from the upside of the bumper) – min 38mm x 12mm Y – Gap between straight edge bottom and hood plane where it meets windshield – min 9mm

5.4.5 Bodies shall be neatly finished. Details of all front and rear lights and windows must be translucent. Air intakes, front grills, cooling grills and eventual drivers must be clearly contrasted from the surrounding paintwork.

5.4.6 Only One (1) single level rear wing may be used with the body shell.

5.5 TYRES and WHEELS

5.5.1 A controlled dry and, for outdoor racing only, a controlled wet tyre (a tyre together with a selection of one (1) of two (2) different densities of inserts or a pre-assembled combination of tyre, insert and rim decided by the IFMAR Electric Executive must be used.

- The manufacturer who was selected to supply the tyre and/or the two (2) inserts for the previous IFMAR ISTC World Championship event is not eligible to supply tyres and/or the two (2) inserts for the next IFMAR ISTC World Championship event. The complete tyre management agreement is to be dealt with from a to z between the organizer and the designated supplier and therefore exclusively their own responsibility.

5.5.2 The type of tyres and two (2) inserts or the pre-assembled combination of tyres, insert and rim are decided by the IFMAR Electric Executive together with the race organizer (race organizer recommends three (3) types of dry weather tyres and two (2) types wet tyres and respectively six (6) types and four (4) types of inserts or the equivalent number of tyre combinations in order of preference). The race organizer has to forward the recommendations to the IFMAR Electric Section Chairman eight (8) months before the event. The final decision will be made six (6) months before the event by a majority vote of the IFMAR Electric Executive.

- The recommended types of tyres, and types of inserts and/or the pre-assembled tyres must be commercially available in the four (4) Blocs at the time of the organizer's recommendations, (eight (8) months prior to the events) and remain available up until the final decision six (6) months prior to the events. The selected controlled tyre and controlled inserts must continue to be commercially available in the four (4) Blocs from six (6) months prior to the event up until the commencement of the events.

5.5.3 Moulded rubber tyres only, no sponge or closed-cell foam tyres allowed. No modifications or additions can be made to the controlled inserts, e.g. gluing the insert into the tyre.

- Tyre material must not damage the racing surface. Pneumatic tyres are NOT allowed.
- Tyres must be black except for sidewall detail. They have an IFMAR reference on both sides. Foam inserts may be fitted inside the tyre.

- Any driver using any other type of tyre will immediately be disqualified from the event and from all future IFMAR World Championship events.

5.5.4 Allocation and marking: A maximum of twelve (12) marked control sets may be used for controlled practice, qualifying and finals. Only official controlled sets obtained at the event may be marked. There are no restrictions on sets for open or free morning practice.

5.5.4.1 Impound

- Controlled tyres will be marked differently for each day (i.e blue, red, green, red, blue) and must be packed as such.
- Each morning only sets marked for that day will be released.
- Only tyres marked for that day must be used and may not leave the venue's racing area.

5.5.4.2 Only a single controlled brand of additive, cleaning provided by the organizer may be used.

- Their choice will be guided by health, track damage, nuisance, environment and governmental regulation. Normally only odourless cleaners or traction improvers will be eligible to their selection, accounting that a large number of participants will use it in a confined space it must be harmless to people, however their liability lies by manufacturer and user following up user instructions.

5.5.5 Tyre warmers (if needed) will be provided for use in controlled manner.

5.6 Rain Tyres for 1/10 ISTC

5.6.1 Only for outdoor: Rain tyres must be on sale at the track at a preferential rate and these are the only rain tyres that can be used. Drivers are allowed to purchase a maximum of 3 sets and they will only be available for purchase between 0800 and 0925H each morning.

- The rain set(s) shall be marked with the drivers ID number. and considered as controlled tyres thus to be impounded.
- Rain and rain showers are a natural occurrence for outdoor sport just as temperature changes during a day and shall by then not be a reason to stop nor interrupt a race. Only severe or extreme conditions, as judged by the Race director or RMO to possibly jeopardize safety (i.e. approaching thunderstorms, share winds, flooding, wild fires etc.) constitute a mandatory reason to stop racing, be it temporarily or not, cancel qualification rounds in order to protect finals or even cancel the rest of the event.(See also 1.6.4)

- 5.6.2 Rain tyres may only be used during controlled practice, qualifications or finals when the race director before the start of every heat announces it as a "Wet heat".

The race director has the right to declare that the actual started racing heat is now running under wet conditions up to, after the end of the concerned heat if the average lap times became more than 20% slower.

- 5.6.3 If every qualification round had at least one dry race cycle then all rounds will count. If not all qualification rounds had at least one dry cycle then only the wet rounds will count.
- 5.6.4 Their procedure will be announced to the team managers when applicable.
- 5.6.5 Only the numbers supplied by the organizer will be used on the car. Cutting may be restricted.

5.7 BUMPERS

- 5.7.1 Foam bumpers may be fitted. No part of the bumper may extend outside the body shell when viewed from any direction, nor be lower than the chassis. 3D printed bumpers from Rubber/TPU are allowed.

6 SECTION 6 - Front wheel Drive class (supporting)

6.1 CHASSIS and CAR

- Any 1/10 scale Front Wheel Drive fully independent suspension chassis, No power can be delivered from either rear wheel.
- Maximum Pinion Spur Gear ratio: 4.5 (tolerance: deviation of third digit within possibilities of brand used). Adjustable to layout/length of track by Section chairman/ International Jury
- Cars/chassis must be freely available in the retail market, no factory prototypes.
- Ride height minimum: 5mm.
- Car width maximum and body included: 195mm.
- No slipper clutch, no multiple gearbox.
- One "dry" chassis can be registered and eventually one rain car.(non-mandatory)
- All electronics to be entirely covered by body shell, where under any lay-out.
- Minimum weight ready to race, PT included: 1250 gram.

6.2 BODY and WING

- 1:10 scale front wheel drive cars with 5door bodyshells that are on the IFMAR body lists. NO 4wd ISTC style, sports or GT bodies.
- Roof height measured from the cutline of the bodyshell to the highest point of the roof minimum 112mm. Body shell length between 415 and 440mm. Body must be cut on the factory lines (Their is the measurement who will be used for the approval of the bodyshell. No modifications can be made to body other than wheel cut-outs and lower skirt
- Bodies must be neatly finished. Details of all front and rear lights and windows must be translucent. Air intakes, front grills, cooling grills and eventual drivers must be clearly contrasted from the surrounding paintwork.
- Painted Body weight minimum - 95g. If weight needs to be added it must be to the underside of cab roof.
- Eventual Lexan rear wings of maximum 180mm width as supplied with the used body, cut to its moulded lines and painted (not clear). Wing must be fixed directly without any spacers to the moulded body posts at the rear. No front wings allowed

6.3 BATTERY, MOTOR and ESC

- 6.3.1 Battery: Any IFMAR approved 2S Lipo/life, max. charged to 8.4Volt (checked in pre-race tech) Max Charging Rate: 12 Amps; Max Discharging rate 20 Amps. LIPO bags absolutely mandatory
- No Discharge banks. No Converted pc power supplies to feed chargers. No battery warming.
 - No separated receiver batteries.

6.3.2 Electronic Speed Controller (Esc): 0 boost/Blinky only (Handouts allowed)

- Any ROAR or EFRA approved ESC in blinky mode that is in accordance to rule 2.2.7. No reverse No modifications allowed apart from wires who may be replaced, (MAX 14AWG wire)
- It is up to the driver to provide tools & proof of accordance.

6.3.3 Motor:

- IFMAR approved 21.5T only in accordance with the IFMAR lists (Handouts allowed).

6.3.4 Tyres:

(Organiser will send recommendations in due time to the section chairman, as per rule 3.1.3)

- Tyres must be bought at the race site from organiser or their mandated exclusive supplier
Wheels/tyres/inserts must be from same batch production. Price must be average retail or lower.
- Two sets (2x4tyres) of dry weather tyres for qualifying. Tyres from qualifying may be used for Finals Drivers need to have their personally allocated tyres marked before start of qualifying
- Tyres have to be impounded
- Tyres must be returned to impound after every use in due time to avoid loss of best run as penalty Tyres not returned in announced time are subject to repass technical inspection in order to be re- useable
- No extra set for a rerun of a heat Tyres/wheels not to be altered
- Tyres are allocated to a driver and are not interchangeable between competitors
- Unmarked tyres are only to be used in practice runs.
- For wet/damp conditions: When race director announces so, treaded tyres may be used and they are not part of the initial allotment. These may be self-supplied from a list to be published on the second stage report. Consequently these must be widely available throughout the world.

7 SECTION 7 - E FORMULA ONE

7.1 Bodies:

- 1:10 scale, Only post 2009 Formula 1 scale look alike body styles are allowed. Body must be painted in a race inspired theme. Single colour themes are allowed but you must use the included sticker sheet to detail the car. All cars must have a detailed and realistically painted drivers figure installed in the cockpit.

7.2 Car:

Rigid rear axle, Rear wheel drive

- Maximum width: 190mm Maximum wheelbase : 270mm
- Minimum weight = 1050 grams including personal transponder
- Minimum ride height = 4mm
- Maximum width front wing: 190mm
- Personal compatible lap registering transponders must be used and fitted adequately
- Maximum width rear wings: Not be wider than inside of the rear wheels
- No part of the wing may be higher than the highest part of its original car body part.(air intake)
- No Part of the rear wing may be farther than 59mm behind the centre of the rear axle of the car
- Front and rear wing must be commercially available and made of moulded ABS, no Lexan parts may be used on the wing constructions. Wings may not be equipped by any remote adjustments or DRS
- Front independent king pin, coil spring suspension is allowed. The displacement of the inner pickup points of the front suspension is limited to max. 40mm. Either the upper or the lower front arm has to be rigid and not part of the moving suspension (sliding king pin)
- The main chassis plate must not protrude from the body when viewed from above
- A secondary "rain chassis" is allowed for as long as it has been registered and marked as such before the start of the event
- A broken main may only be replaced by exactly the same one after agreement of the chief scrutineer
- The rear axle may not have any articulated elements
- Single fixed speed transmission only
- Only the 2 rear rigid axle wheels driven
- Ball bearings are allowed.

7.3 Motors batteries and ESC:

- Only 21.5T Spec brushless motors in accordance with the IFMAR lists.
- Only specified Blinky ESC as per rule 2.2.7 only. No reverse. No modifications allowed apart from wires, It is up to the driver to provide tools & proof of accordance (Handouts allowed).

- Only batteries from IFMAR's approval list are allowed, charged in a closed LIPO bag up to a Maximum battery voltage of 8,4 Volts.

7.4 Tyres: see 6.3.4

7.5 Proposed timetable (example only)

- Day1: 0900h open, registration & minimum 2 Free timed practice, 2 rounds of controlled practice, 1Qualifying round.
- Day2: 1 timed practice and 4 Qualifying rounds.
- Day3: 1Practice final (minimum) and 3 finals for all

REPLACES AND RENDERS VOID ALL PREVIOUS VERSIONS

END

Version: SEPTEMBER 2025

- Changes approved in Las Vegas, Oct 2016: ROAR, Jeff Parker FEMCA, Trevor Reid, (Oct 3th) EFRA, Willy Wuyts FAMAR Edgard Ochiai
- Changed: August 2018 Welkom EFRA: Frank Mostrey ROAR : Jeff Parker FAMAR: Edgard Ochia
- GBS: Under review, 2021 electronic AGM meeting
- Commonly Agreed at the electronic IFMAR AGM, Dec 2022 by EFRA: Willy Wuyts, Chris Hardisty, Jacky Aebi. ROAR: Chuck Kleinhaghen, Jeff Parker. FAMAR: Edgar Ochai. FEMCA: Trevor Reid, Leonard Knee. IFMAR: Frank Mostrey,
- Changes per BLOC Vote Sept 2024 - EFRA: Willy Wuyts ROAR: Clayton Young FAMAR: Edgar Ochai. FEMCA: Trevor Reid, Leonard Knee. IFMAR: Tim Caporal, Clive Silva
- *general numbering, formatting, including language and typographical errors corrected (not marked)

IFMAR ASSOCIATED MEMBERS

IFMAR would like to thank its Platinum members for their membership



CAYOTE TEAM



HW **HOBBYWING®**